

# Retirement income strategies workbook

Your retirement income strategy starts with an inventory of your current standard of living and your idea of the lifestyle you want during retirement.

Some people choose to continue their current lifestyles. Some want to simplify. And some people, having more freedom from time constraints, want to upgrade their lifestyles. The worksheets on the following pages will help your financial professional better understand you and your retirement needs.

Please note that the information gathered in this financial inventory is to be used for general overview purposes only and is not designed to be a financial plan.

**Date** \_\_\_\_\_

**Name(s)** \_\_\_\_\_

**Financial professional** \_\_\_\_\_

**Financial professional phone** \_\_\_\_\_

**Financial professional email** \_\_\_\_\_

This document is designed to provide general information on the subjects covered. Pursuant to IRS Circular 230, it is not, however, intended to provide specific legal or tax advice and cannot be used to avoid tax penalties or to promote, market, or recommend any tax plan or arrangement. Encourage your clients to consult their tax advisor or attorney.

# Survival expenses worksheet

For occasional expenses, please use the total annual amount box. For monthly expenses, use the current monthly amount box and then multiply by 12 to compute your yearly total.

Survival expense categories	Specifics	Current monthly amount	Total annual amount
Taxes	Federal	\$	x12= \$
	State	\$	x12= \$
	Local	\$	x12= \$
	SS/FICA	\$	x12= \$
	<b>Subtotal</b>		
Shelter	Mortgage/rent	\$	x12= \$
	Property taxes	\$	x12= \$
	Utilities (power, heat, water, etc.)	\$	x12= \$
	Phone(s)	\$	x12= \$
	Furnishings	\$	x12= \$
	Repair/maintenance	\$	x12= \$
<b>Subtotal</b>			\$
Essentials	Food	\$	x12= \$
	Clothing	\$	x12= \$
	Medical and dental	\$	x12= \$
	Medicine(s)	\$	x12= \$
	Childcare	\$	x12= \$
<b>Subtotal</b>			\$
Transportation	Vehicle(s) payments	\$	x12= \$
	Fuel	\$	x12= \$
	Repair, maintenance, etc.	\$	x12= \$
	Other	\$	x12= \$
<b>Subtotal</b>			\$
Insurance	Life insurance	\$	x12= \$
	Long term care	\$	x12= \$
	Medical	\$	x12= \$
	Vehicle(s)/umbrella	\$	x12= \$
	Homeowners/renters	\$	x12= \$
	Disability	\$	x12= \$
<b>Subtotal</b>			\$
Debt	Credit card payments	\$	x12= \$
	Loan(s)	\$	x12= \$
<b>Subtotal</b>			\$
Other		\$	x12= \$
		\$	x12= \$
<b>Subtotal</b>			\$
<b>Total current survival expenses</b>			\$

# Desired expenses worksheet

For occasional expenses, please use the total annual amount box. For monthly expenses, use the current monthly amount box and then multiply by 12 to compute your yearly total.

Desired expense categories	Specifics	Current monthly amount (if applicable)	Total annual amount
<b>Entertainment</b>	Activities (concerts, movies, sports, etc.)	\$ _____ x12=	\$ _____
	Dining out	\$ _____ x12=	\$ _____
	Cable/satellite TV, Internet, newspapers, etc.	\$ _____ x12=	\$ _____
	Other _____	\$ _____ x12=	\$ _____
	<b>Subtotal</b>		
<b>Hobbies</b>		\$ _____ x12=	\$ _____
		\$ _____ x12=	\$ _____
	<b>Subtotal</b>		
<b>Travel/vacation</b>		\$ _____ x12=	\$ _____
		\$ _____ x12=	\$ _____
	<b>Subtotal</b>		
<b>Other</b>	Gifts (holidays, birthdays)	\$ _____ x12=	\$ _____
	Charitable giving	\$ _____ x12=	\$ _____
	Other _____	\$ _____ x12=	\$ _____
	<b>Subtotal</b>		
<b>Total current desired expenses</b>			\$ _____

# Legacy worksheet

Please complete financial legacy specifics and the amount you currently spend or wish to provide at time of legacy.

Financial legacy categories	Specifics (when available)	Total amount
<b>Special assets</b>	Current residence	\$
	Other property(ies) (cabin, etc.)	\$
	Financial assets	\$
	Specific items of value	\$
	Other _____	\$
	<b>Subtotal</b>	\$
<b>Family care</b>		\$
		\$
		\$
	<b>Subtotal</b>	\$
<b>Education</b>	Children/grandchildren	\$
	Self	\$
	Other _____	\$
	<b>Subtotal</b>	\$
<b>Charities</b>		\$
		\$
		\$
	<b>Subtotal</b>	\$
<b>Total retirement legacy amount</b>		\$

# Current income and assets worksheet

In order to understand your retirement income needs, it helps to start with an overview of the sources of your current income and your current asset values. For annual sums, please use the annual asset total box. For monthly totals, use the monthly total line, then multiply by 12 to compute your annual total.




Source	Specifics	Amount	Annual income/ asset total
1. Employment (current income)	Employer(s) _____	\$ _____	\$ _____
	Employer(s)(spouse) _____	\$ _____	
2. Personal savings and investments	_____	\$ _____	\$ _____
	_____	\$ _____	
	_____	\$ _____	
3. Roth IRA	_____	\$ _____	\$ _____
	_____	\$ _____	
4. Traditional IRA, SEP, other	_____	\$ _____	\$ _____
	_____	\$ _____	
5. Qualified employer- sponsored plans	<b>401(k)</b>		\$ _____
	_____	\$ _____	
	_____	\$ _____	
	<b>Defined benefit</b>		
	_____	\$ _____	
_____	\$ _____		
	Monthly contribution total	\$ _____ x12	
6. Social Security	Self	\$ _____	\$ _____
	Spouse	\$ _____	
	Monthly total	\$ _____ x12	
<b>Total retirement standard</b>			\$ _____

# Congratulations

You've taken the first steps toward creating a retirement income strategy. The worksheets you've filled in contain information your financial professional needs to begin the retirement income strategy process.

Please call or email your financial professional to announce that you are ready to take the next steps in the process. The remaining worksheets in your workbook will be used for this stage of developing your retirement income strategy. If at any point you have questions about these worksheets or how to respond to them, please contact your financial professional.

## Retirement income strategy process

	Retirement accumulation stage	Transition	Retirement income stage
Financial objective	Have enough money to retire	Utilize sources of income 	Not outlive assets
Asset allocation	Portfolio allocation	Reposition assets to meet needs and goals 	Withdrawal from portfolio
Time horizon	Known; to retirement	Planning the transition 	Unknown; to date of death

Any transaction that involves a recommendation about funds held in a security product can be conducted only by individuals currently affiliated with a properly registered broker/dealer. If your financial professional does not hold the appropriate registration, please consult with your own broker/dealer representative for guidance on your securities holdings.

# Seven sources of income worksheet

Transfer totals from the Asset worksheet into the “Seven sources of income” below to determine retirement income needs.

General order of use		Seven sources of income		Retirement income stage
<b>Undesirable</b>	Welfare of charity	\$ _____		<b>Legacy</b>
<b>First</b>	Employment (all taxable)	\$ _____ (Source 1 total from page 5)		
<b>First</b>	Nonqualified assets <sup>1</sup> (all taxable)	\$ _____ \$ _____ \$ _____ (Source 2 total from page 5)		\$ _____ wanted (Total from page 4)
<b>Last</b>	Roth IRA (nontaxable)	\$ _____ (Source 3 total from page 5)		<b>Desired</b>
<b>Second</b> Required minimum distribution at age 70½	Traditional IRA (all taxable)	\$ _____ \$ _____ (Source 4 total from page 5)		
<b>Second</b> Required minimum distribution at age 70½	ESRP plans <sup>2</sup> (all taxable)	\$ _____ 401(k) \$ _____ Defined benefit \$ _____ Other (Source 5 total from page 5)		\$ _____ desired (Total from page 3)
<b>When appropriate</b> (62 to full retirement age)	Social Security (50-85% taxable)	\$ _____ (Source 6 total from page 5)		\$ _____ needed (Total from page 2)

<sup>1</sup>Mutual funds, CDs, stocks, savings accounts, nonqualified annuities, life insurance, etc.

<sup>2</sup>ESRP (employer-sponsored retirement plans): defined benefit plans, 401(k)s, profit-sharing, cash balances, 403(b)s or TSAs, etc.

# Five options worksheet

Determine your income gap.

<b>Projected income</b>	<b>Retirement expenses</b>	<b>Retirement income gap</b>
\$ _____	\$ _____	\$ _____
<b>(combined total from boxes 4, 5, and 6 on page 5)</b>	<b>(combined total from pages 2 and 3)</b>	

If your projected income exceeds your projected retirement expenses, then you have a surplus. If they do not cover your total expenses, then you have an income gap.

If there is a gap, record your thoughts on the various retirement income options in the table below.

Five options	Notes
Lower your retirement income expectations	
Spend less and save more now	
Decide to work longer	
Take on more investment risk	
Combination (or all) of above	



# Legacy worksheet

Your legacy consists of much more than material goods and wealth. You've also created a legacy of who you are as a person, and this can play an important role in creating a retirement income strategy. If you are interested and need assistance in completing this worksheet, your financial professional can work with you and provide you with support material to help with family discussions on legacy transfer strategies.

Personal legacy	Activity	Date for completion
<b>Values and life lessons</b>	Ethics and moral teachings	
	Faith and religion	
	Traditions and stories	
	Specific items of value	
<b>Instructions and wishes to be fulfilled</b>	Health directives	
	Living arrangements	
	Final wishes	
<b>Personal possessions of emotional value</b>	Belongings	
	Photos, journals, etc.	
	Household items	

